




Woven, Pincheck Ceiling Frames

WoodGrain Collection

Clean and refined, Woven's Pincheck design features a delicate grid of tiny squares created by intersecting stripes, resulting in a subtle, sophisticated pattern. From a distance, the design appears nearly solid, offering a sleek and polished aesthetic. As one of the most acoustically supportive options in the Woven Ceiling Frames collection, Pincheck delivers exceptional sound absorption, making it an ideal choice for high-traffic environments where noise control is essential.

Specifications

Surface	Ceiling	
Material	FilaSorb™ polyester felt	
Thickness	1/2", 12mm (±10%)	
Weight	0.49 lb./ft² (±10%)	
Standard Sizes	4" H x 24" W x 24" L 6" H x 24" W x 24" L	
Compatible T-grid	Type	Layout
	15/16" Flat	Standard 24" x 24"
	9/16" Flat	Standard 24" x 24"



Woven, Pincheck Ceiling Frames in Natural Oak

Technical

NRC Rating	Pending product testing
Fire Test	ASTM E84, Class A Flame spread index: 15 Smoke developed index: 200
Water Sorption	ASTM C1104-2019 (A Modified) Water sorbed by weight: 0.20% (based on a 12mm thick panel)
Colorfastness	ISO 105-B02, 6-7

Details

Lead Time	3 – 6 weeks
Origin	Manufactured and assembled in the US
Warranty	Product: 20 years* Colorfastness: 20 years*

* Conditions apply

Environmental

Recycled Content	Minimum 60%
Energy	Generated using 40% solar energy
Indoor Air Quality	VOC less than/equal to 0.5mg/m3
Recyclable	100%*
Certifications	Declare Certification - LBC Red List Free (third-party verified) SCS Global Indoor Advantage Gold

* PET is recyclable through participating partners.



Call **800.966.8557** with questions or visit **acoufelt.com** for more product information, downloads, and colorways.

Colorways

WOODGRAIN



Boat Shed
WQ02



Picket Fence
WQ01



Loft
WQ06



Nordic Plank
WQ15



White Oak
WQ13



Baltic Birch
WQ12



White Elm
WQ07



Lyed Larch
WQ30



Woodland Fog
WQ22



Weathered Slate
WQ14



French Bobbin
WQ08



Boardwalk
WQ10



Mountain Lodge
WQ24



Wine Barrel
WQ03



Natural Oak
WQ16




Knotty Spruce
WQ29



Shadow Oak
WQ28



Driftwood
WQ21




Mocha Legno
WQ25




Teak
WQ18



Fumed Oak
WQ19




European Larch
WQ17




Petrified Ash
WQ23




Log Cabin
WQ04




Charred Larch
WQ09




Barn Door
WQ05




Antique Chest
WQ11



Scorched Timber
WQ26



Espresso Oak
WQ27



Black Walnut
WQ20

Order samples at acoufelt.com/colorways



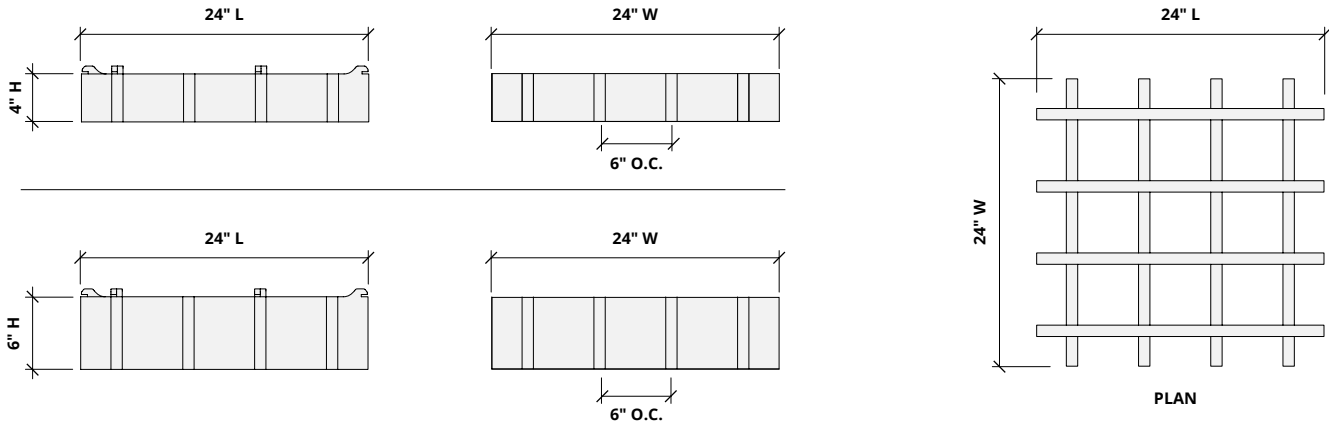
Call **800.966.8557** with questions or visit **acoufelt.com** for more product information, downloads, and colorways.

How to Specify

1. Choose Slat Height

2. Choose Colorways


Slats are available in two heights:



1. Choose Slat Height

2. Choose Colorways

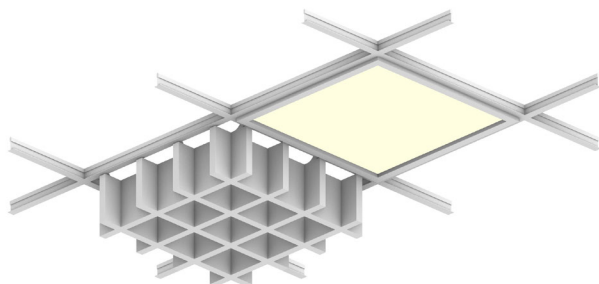
See colorway choices on page 3.



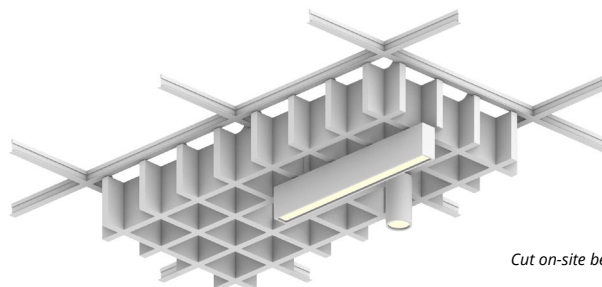
Call **800.966.8557** with questions or visit **acoufelt.com** for more product information, downloads, and colorways.

Lighting Coordination

24" x 24" Grid light

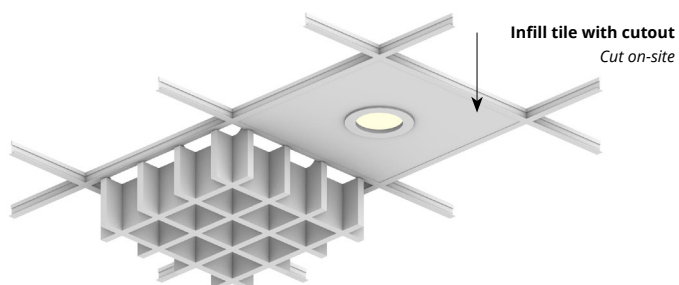


Drop pendant light



Cut on-site between slats

Recessed light



Infill tile with cutout
Cut on-site

