



## Woven, Gingham Ceiling Frames

WoodGrain Collection

Woven's Gingham highlights a classic checkered pattern with evenly spaced, equal-sized vertical and horizontal lines, offering a timeless and structured aesthetic. Thoughtfully designed, it achieves an ideal balance of openness and acoustic performance while adding visual interest to any environment.

## Specifications

<b>Surface</b>	Ceiling	
<b>Material</b>	FilaSorb™ polyester felt	
<b>Thickness</b>	1/2", 12mm (±10%)	
<b>Weight</b>	0.49 lb./ft² (±10%)	
<b>Standard Sizes</b>	4" H x 24" W x 24" L 6" H x 24" W x 24" L	
<b>Compatible T-grid</b>	<b>Type</b>	<b>Layout</b>
	15/16" Flat	Standard 24" x 24"
	9/16" Flat	Standard 24" x 24"



Woven, Gingham Ceiling Frames in European Larch

## Technical

<b>NRC Rating</b>	Pending product testing
<b>Fire Test</b>	ASTM E84, Class A Flame spread index: 15 Smoke developed index: 200
<b>Water Sorption</b>	ASTM C1104-2019 (A Modified) Water sorbed by weight: 0.20% (based on a 12mm thick panel)
<b>Colorfastness</b>	ISO 105-B02, 6-7

## Details

<b>Lead Time</b>	3 – 6 weeks
<b>Origin</b>	Manufactured and assembled in the US
<b>Warranty</b>	Product: 20 years* Colorfastness: 20 years*

\* Conditions apply

## Environmental

<b>Recycled Content</b>	Minimum 60%
<b>Energy</b>	Generated using 40% solar energy
<b>Indoor Air Quality</b>	VOC less than/equal to 0.5mg/m3
<b>Recyclable</b>	100%*
<b>Certifications</b>	Declare Certification - LBC Red List Free (third-party verified) SCS Global Indoor Advantage Gold

\* PET is recyclable through participating partners.




Call **800.966.8557** with questions or visit **acoufelt.com** for more product information, downloads, and colorways.

# Colorways


## WOODGRAIN




Boat Shed  
WQ02




Picket Fence  
WQ01



Loft  
WQ06



Nordic Plank  
WQ15



White Oak  
WQ13



Baltic Birch  
WQ12




White Elm  
WQ07




Lyed Larch  
WQ30




Woodland Fog  
WQ22




Weathered Slate  
WQ14




French Bobbin  
WQ08



Boardwalk  
WQ10



Mountain Lodge  
WQ24




Wine Barrel  
WQ03



Natural Oak  
WQ16




Knotty Spruce  
WQ29



Shadow Oak  
WQ28




Driftwood  
WQ21




Mocha Legno  
WQ25




Teak  
WQ18




Fumed Oak  
WQ19




European Larch  
WQ17




Petrified Ash  
WQ23




Log Cabin  
WQ04




Charred Larch  
WQ09




Barn Door  
WQ05




Antique Chest  
WQ11



Scorched Timber  
WQ26



Espresso Oak  
WQ27



Black Walnut  
WQ20

Order samples at [acoufelt.com/colorways](https://acoufelt.com/colorways)



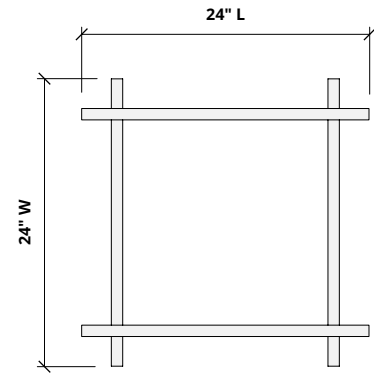
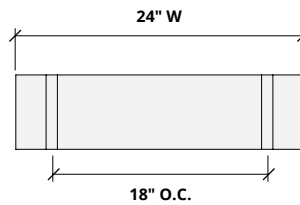
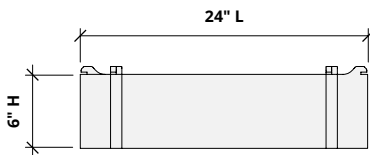
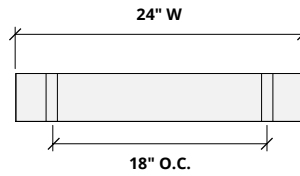
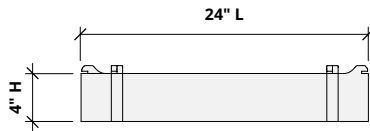
Call **800.966.8557** with questions or visit **acoufelt.com** for more product information, downloads, and colorways.

# How to Specify

## 1. Choose Slat Height

## 2. Choose Colorways


Slats are available in two heights:



## 1. Choose Slat Height

## 2. Choose Colorways

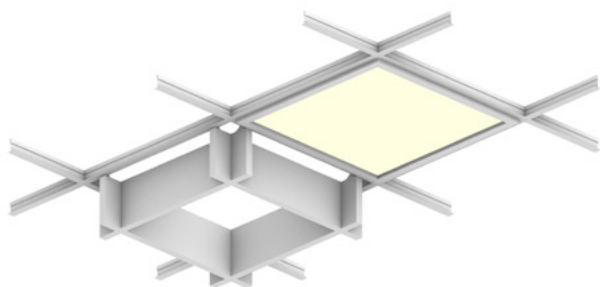
See colorway choices on page 3.



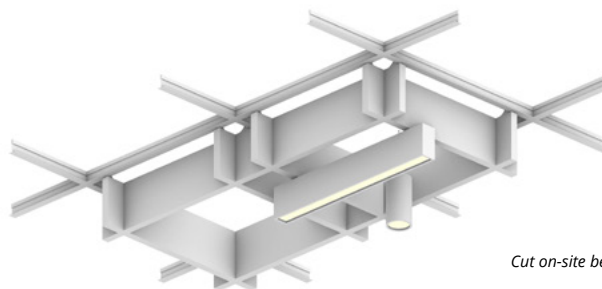
Call **800.966.8557** with questions or visit **acoufelt.com** for more product information, downloads, and colorways.

# Lighting Coordination

24" x 24" Grid light

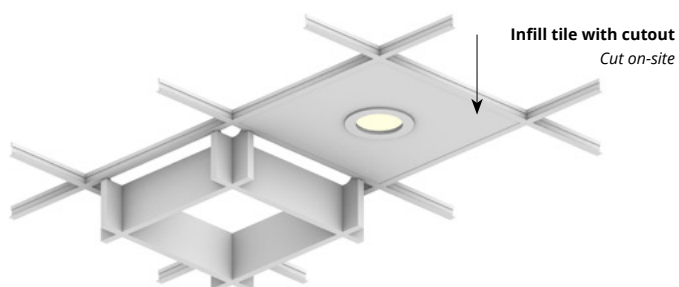


Drop pendant light



*Cut on-site between slats*

Recessed light



Infill tile with cutout  
*Cut on-site*

