

## Vista, Oceanic Wall Tiles

WoodGrain Collection

With varying depths from front to back and side to side, the cubes of Vista, Oceanic Wall Tiles create an undulating seascape while providing exceptional sound management. Choose a single Premier color or WoodGrain finish or combine two complementary finishes for the cubes and backing. Modern, modular, and easy to install, Vista can change a busy space into a sea of tranquility.

## Specifications

<b>Surface</b>	Wall	
<b>Material</b>	FilaSorb™ polyester felt	
<b>Thickness</b>	1/2", 12mm (±10%)	
<b>Weight</b>	0.49 lb./ft <sup>2</sup> (±10%)	
<b>Standard Sizes</b>	<b>Depth</b>	<b>Backer Panels</b>
	1-6" D	24" W x 24" L 24" W x 48" L 24" W x 96" L



Vista, Oceanic Wall Tiles in Currant and Nordic Plank

## Technical

<b>NRC Rating</b>	Pending product testing
<b>Fire Test</b>	ASTM E84, Class A Flame spread index: 15 Smoke developed index: 200
<b>Water Sorption</b>	ASTM C1104-2019 (A Modified) Water sorbed by weight: 0.20% (based on a 12mm thick panel)
<b>Colorfastness</b>	ISO 105-B02, 6-7

## Details

<b>Lead Time</b>	3 – 6 weeks
<b>Origin</b>	Manufactured and assembled in the US
<b>Warranty</b>	Product: 20 years* Colorfastness: 20 years*

\* Conditions apply

## Environmental

<b>Recycled Content</b>	Minimum 60%
<b>Energy</b>	Generated using 40% solar energy
<b>Indoor Air Quality</b>	VOC less than/equal to 0.5mg/m <sup>3</sup>
<b>Recyclable</b>	100%*
<b>Certifications</b>	Declare Certification - LBC Red List Free (third-party verified) SCS Global Indoor Advantage Gold

\* PET is recyclable through participating partners.



# Colorways


## WOODGRAIN



Boat Shed  
WQ02



Picket Fence  
WQ01



Loft  
WQ06



Nordic Plank  
WQ15



White Oak  
WQ13



Baltic Birch  
WQ12



White Elm  
WQ07



Lyed Larch  
WQ30



Woodland Fog  
WQ22



Weathered Slate  
WQ14




French Bobbin  
WQ08



Boardwalk  
WQ10



Mountain Lodge  
WQ24



Wine Barrel  
WQ03



Natural Oak  
WQ16



Knotty Spruce  
WQ29



Shadow Oak  
WQ28



Driftwood  
WQ21




Mocha Legno  
WQ25



Teak  
WQ18



Fumed Oak  
WQ19



European Larch  
WQ17



Petrified Ash  
WQ23




Log Cabin  
WQ04




Charred Larch  
WQ09



Barn Door  
WQ05



Antique Chest  
WQ11



Scorched Timber  
WQ26



Espresso Oak  
WQ27



Black Walnut  
WQ20



# Colorways

## PREMIER

							
White WH12	Almond AL55	Celery CE65	Sencha SE58	Metal ME03	Flamingo FL61	Quartz QU67	Turmeric TU60
							
Platinum PL04	Pearl PE21	Pistachio PI25	Thistle TH28	Stonewash ST72	Amethyst AM69	Valentine VA70	Wheat WH68
							
Grey GR02	Ivory IV11	Eucalyptus EU71	Peacock PE20	Periwinkle PE23	Lilac LI13	Peach PE19	Popcorn PO26
							
Slate SL27	Milkyway MI74	Wasabi WA29	Sea Salt SE57	Marine MA15	Berry BE06	Peppercorn PE22	Carrot CA08
							
Charcoal CH01	Umber UM54	Oregano OR18	Azure AZ05	Granite GR62	Iris IR10	Shiraz SH63	Currant CU59
							
Piano Black PI24	Walnut WA56	Kale KA12	Denim DE09	Midnight MI16	Flint FL64		

Order samples at [acoufelt.com/colorways](https://acoufelt.com/colorways)



Call 800.966.8557 with questions or visit [acoufelt.com](https://acoufelt.com) for more product information, downloads, and colorways.

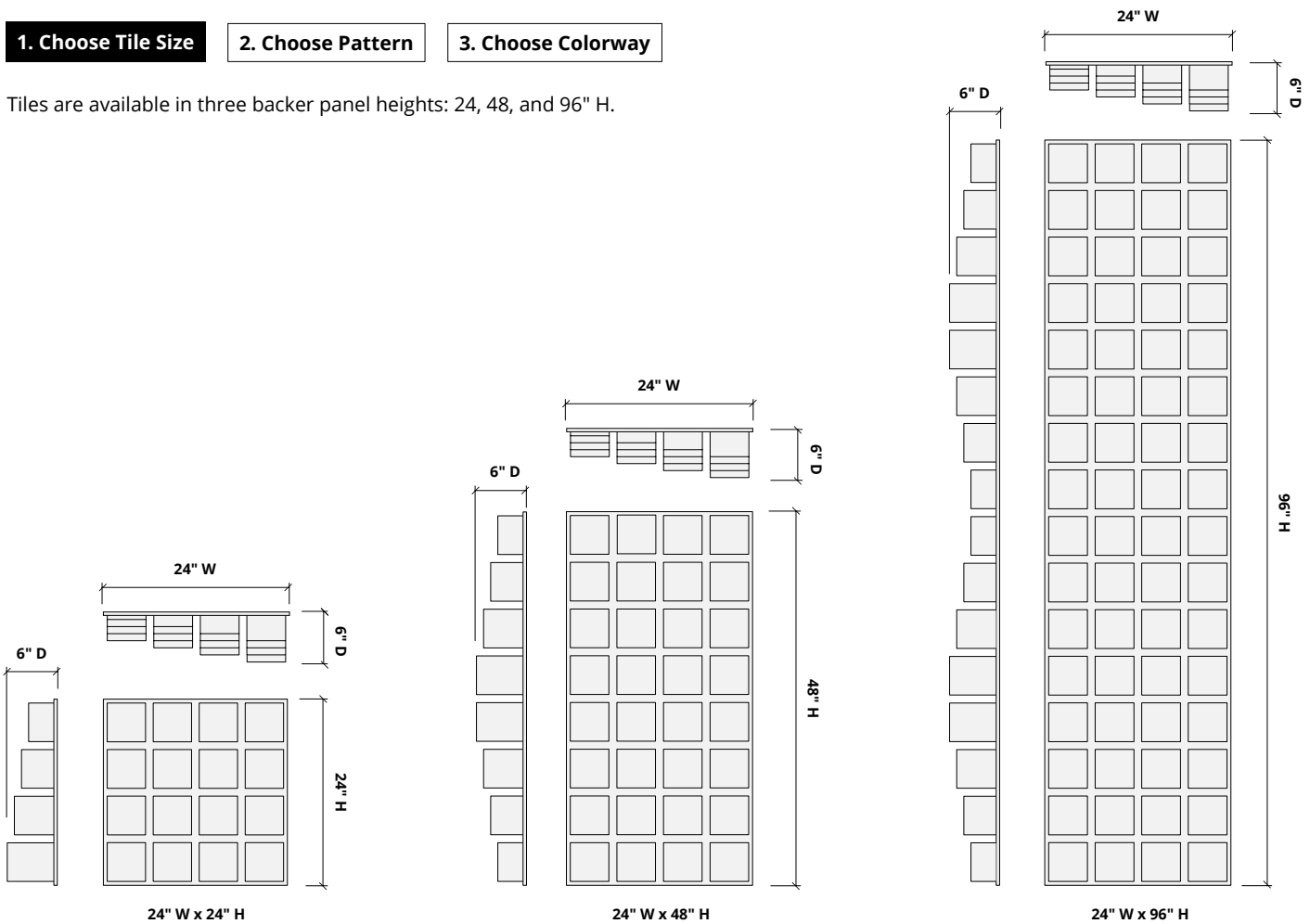
# How to Specify

1. Choose Tile Size

2. Choose Pattern

3. Choose Colorway

Tiles are available in three backer panel heights: 24, 48, and 96" H.




1. Choose Tile Size

2. Choose Pattern


3. Choose Colorway

Tiles are available in two stepped patterns. These patterns can be mixed to create the final design.



**OCEANIC A**

*Cube heights range from 1" - 6" H creating a gradual fade from the upper left to lower right .*



**OCEANIC B**

*Cube heights range from 1" - 6" H creating a gradual fade from the upper right to lower left .*



# How to Specify (cont.)

1. Choose Tile Size

2. Choose Pattern

3. Choose Colorway

Select one colorway for your cubes and one colorway for your backer panel, or one colorway for both. See colorway choices on page 3 and 4.

