

## Recess, Fillet Ceiling Frames

WoodGrain Collection

Fillet ceiling frames feature a gently rounded edge for a smooth, refined look. Their lightweight design ensures effortless installation in any space. Available in a range of sizes and an extensive selection of WoodGrain prints, they provide exceptional design flexibility. Enhance any environment with added texture, superior sound management, and elegant visual appeal.

## Specifications

<b>Surface</b>	Ceiling		
<b>Material</b>	FilaSorb™ polyester felt		
<b>Thickness</b>	1/2", 12mm (±10%)		
<b>Weight</b>	0.49 lb./ft² (±10%)		
<b>Standard Sizes</b>	<b>Thickness</b>	<b>Height</b>	<b>Width x Length</b>
	1" T	4, 6, 8" H	24" W x 24" L 48" W x 48" L
<b>Compatible T-grid</b>	<b>Type</b>	<b>Layout</b>	
	9/16" Flat	Standard 24" x 24"	
	15/16" Flat	Standard 48" x 48"	



Recess, Fillet Ceiling Frame in Baltic Birch

## Technical

<b>NRC Rating</b>	Pending product testing
<b>Fire Test</b>	ASTM E84, Class A Flame spread index: 15 Smoke developed index: 200
<b>Water Sorption</b>	ASTM C1104-2019 (A Modified) Water sorbed by weight: 0.20% (based on a 12mm thick panel)
<b>Colorfastness</b>	ISO 105-B02, 6-7

## Details

<b>Lead Time</b>	3 – 6 weeks
<b>Origin</b>	Manufactured and assembled in the US
<b>Warranty</b>	Product: 20 years* Colorfastness: 20 years*

\* Conditions apply

## Environmental

<b>Recycled Content</b>	Minimum 60%
<b>Energy</b>	Generated using 40% solar energy
<b>Indoor Air Quality</b>	VOC less than/equal to 0.5mg/m3
<b>Recyclable</b>	100%*
<b>Certifications</b>	Declare Certification - LBC Red List Free (third-party verified) SCS Global Indoor Advantage Gold

\* PET is recyclable through participating partners.




# Colorways

## WOODGRAIN



Boat Shed  
WQ02



Picket Fence  
WQ01



Loft  
WQ06



Nordic Plank  
WQ15



White Oak  
WQ13



Baltic Birch  
WQ12



White Elm  
WQ07



Lyed Larch  
WQ30



Woodland Fog  
WQ22




Weathered Slate  
WQ14




French Bobbin  
WQ08




Boardwalk  
WQ10



Mountain Lodge  
WQ24




Wine Barrel  
WQ03



Natural Oak  
WQ16




Knotty Spruce  
WQ29



Shadow Oak  
WQ28



Driftwood  
WQ21




Mocha Legno  
WQ25




Teak  
WQ18



Fumed Oak  
WQ19




European Larch  
WQ17




Petrified Ash  
WQ23




Log Cabin  
WQ04




Charred Larch  
WQ09




Barn Door  
WQ05




Antique Chest  
WQ11



Scorched Timber  
WQ26



Espresso Oak  
WQ27



Black Walnut  
WQ20

Order samples at [acoufelt.com/colorways](https://acoufelt.com/colorways)



Call 800.966.8557 with questions or visit [acoufelt.com](https://acoufelt.com) for more product information, downloads, and colorways.



# Colorways

## PREMIER (Additional backer color options)

							
White WH12	Almond AL55	Celery CE65	Sencha SE58	Metal ME03	Flamingo FL61	Quartz QU67	Turmeric TU60
							
Platinum PL04	Pearl PE21	Pistachio PI25	Thistle TH28	Stonewash ST72	Amethyst AM69	Valentine VA70	Wheat WH68
							
Grey GR02	Milkyway MI74	Eucalyptus EU71	Peacock PE20	Periwinkle PE23	Lilac LI13	Peach PE19	Popcorn PO26
							
Slate SL27	Ivory IV11	Wasabi WA29	Sea Salt SE57	Marine MA15	Berry BE06	Peppercorn PE22	Carrot CA08
							
Charcoal CH01	Umber UM54	Oregano OR18	Azure AZ05	Granite GR62	Iris IR10	Shiraz SH63	Currant CU59
							
Piano Black PI24	Walnut WA56	Kale KA12	Denim DE09	Midnight MI16	Flint FL64		

Order samples at [acoufelt.com/colorways](https://acoufelt.com/colorways)

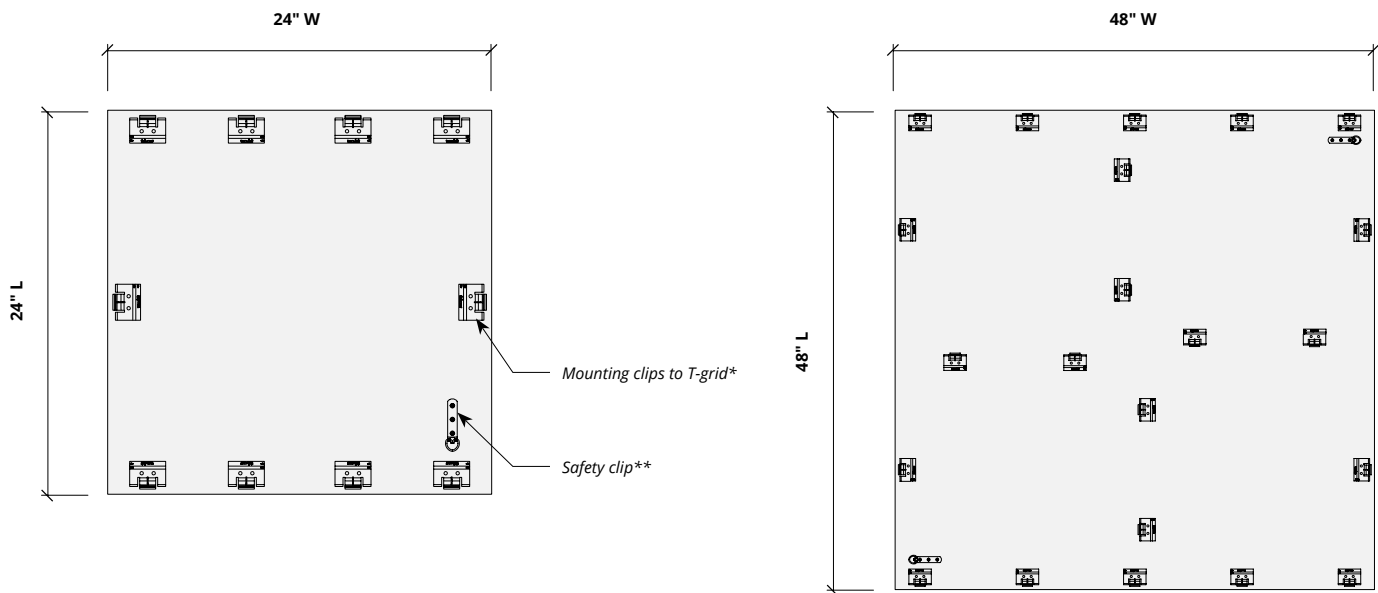


Call 800.966.8557 with questions or visit [acoufelt.com](https://acoufelt.com) for more product information, downloads, and colorways.

Sizes

Standard Sizes	Thickness	Height	Width x Length	Compatible T-grid	Type	Layout
	1" T	4, 6, 8" H	24" W x 24" L 48" W x 48" L		9/16" Flat 15/16" Flat	Standard 24" x 24" Standard 48" x 48"
Thickness	1/2", 12mm (±10%)					

Plans



\*Clip spacing may differ. Product ships assembled.  
\*\*Safety cable comes standard on all Recess product lines. See installation guides for additional details.

Elevations



Perspectives



# How to Specify

## 1. Choose Sizes

## 2. Choose Colorways

Select desired height and grid size.

## 1. Choose Sizes

## 2. Choose Colorway

Select one colorway for your slats and one colorway for your backer panel, or one colorway for both. See pages 3 and 4 for colorways.

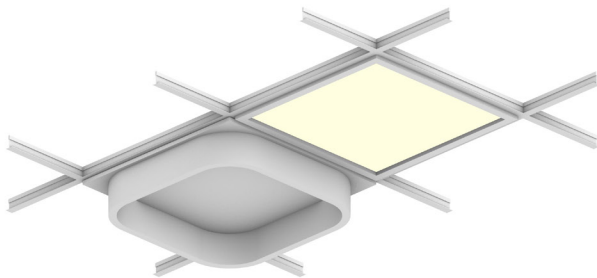
**Backer panel**  
Select one colorway

**Slat**  
Select one colorway

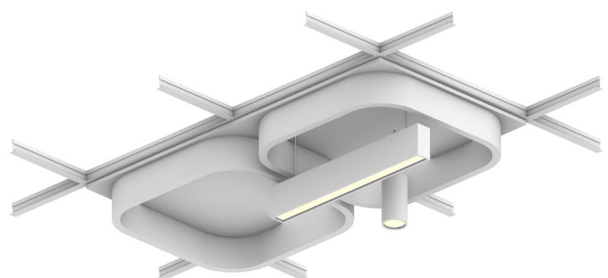
*Product ships assembled.*

# Lighting Coordination

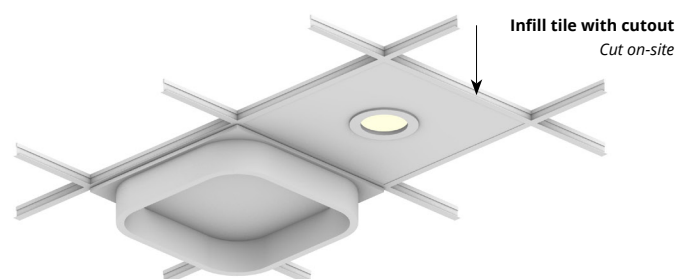
## 24" x 24", 24" x 48" Grid light



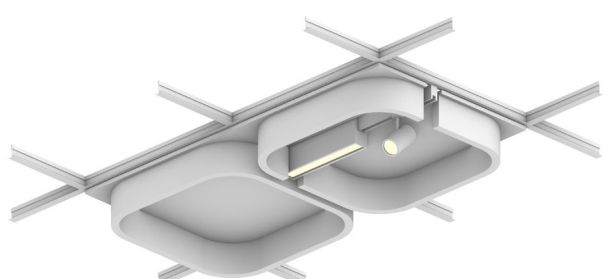
## Drop pendant light



## Recessed light



## Grid mounted light (track, pendant)



Call 800.966.8557 with questions or visit [acoureit.com](https://www.acoureit.com) for more product information, downloads, and colorways.