




Recess, Cleft Ceiling Frames

WoodGrain Collection

Elevate any space with the rich texture, superior sound management, and refined visual appeal of Cleft ceiling frames. True to its name, Cleft features a distinct design that divides the interior of each cell into two, adding depth and dimension. Its lightweight construction allows for effortless installation, while a range of sizes and WoodGrain finishes provide exceptional design versatility.

Specifications

| | | | |
|--------------------------|--------------------------|--------------------|--------------------------------|
| Surface | Ceiling | | |
| Material | FilaSorb™ polyester felt | | |
| Thickness | 1/2", 12mm (±10%) | | |
| Weight | 0.49 lb./ft² (±10%) | | |
| Standard Sizes | Thickness | Height | Width x Length |
| | 1" T | 4, 6, 8" H | 24" W x 24" L 48" W x 48" L |
| Compatible T-grid | Type | Layout | |
| | 9/16" Flat | Standard 24" x 24" | |
| | 15/16" Flat | Standard 48" x 48" | |



Recess, Cleft Ceiling Frame in Natural Oak

Technical

| | |
|-----------------------|--|
| NRC Rating | Pending product testing |
| Fire Test | ASTM E84, Class A |
| | Flame spread index: 15 |
| | Smoke developed index: 200 |
| Water Sorption | ASTM C1104-2019 (A Modified) |
| | Water sorbed by weight: 0.20% (based on a 12mm thick panel) |
| Colorfastness | ISO 105-B02, 6-7 |

Details

| | |
|------------------|--------------------------------------|
| Lead Time | 3 – 6 weeks |
| Origin | Manufactured and assembled in the US |
| Warranty | Product: 20 years* |
| | Colorfastness: 20 years* |

* Conditions apply

Environmental

| | |
|---------------------------|---|
| Recycled Content | Minimum 60% |
| Energy | Generated using 40% solar energy |
| Indoor Air Quality | VOC less than/equal to 0.5mg/m3 |
| Recyclable | 100%* |
| Certifications | Declare Certification - LBC Red List Free (third-party verified) |
| | SCS Global Indoor Advantage Gold |

* PET is recyclable through participating partners.




Colorways


WOODGRAIN




Boat Shed
WQ02



Picket Fence
WQ01



Loft
WQ06



Nordic Plank
WQ15



White Oak
WQ13



Baltic Birch
WQ12



White Elm
WQ07



Lyed Larch
WQ30



Woodland Fog
WQ22




Weathered Slate
WQ14




French Bobbin
WQ08




Boardwalk
WQ10




Mountain Lodge
WQ24




Wine Barrel
WQ03



Natural Oak
WQ16




Knotty Spruce
WQ29



Shadow Oak
WQ28



Driftwood
WQ21



Mocha Legno
WQ25




Teak
WQ18




Fumed Oak
WQ19




European Larch
WQ17




Petrified Ash
WQ23




Log Cabin
WQ04




Charred Larch
WQ09




Barn Door
WQ05




Antique Chest
WQ11



Scorched Timber
WQ26



Espresso Oak
WQ27



Black Walnut
WQ20

Order samples at acoufelt.com/colorways



Call 800.966.8557 with questions or visit acoufelt.com for more product information, downloads, and colorways.

Colorways

PREMIER (Additional backer color options)

| | | | | | | | |
|--|---|---|---|---|---|---|---|
|  |  |  |  |  |  |  |  |
| White WH12 | Almond AL55 | Celery CE65 | Sencha SE58 | Metal ME03 | Flamingo FL61 | Quartz QU67 | Turmeric TU60 |
|  |  |  |  |  |  |  |  |
| Platinum PL04 | Pearl PE21 | Pistachio PI25 | Thistle TH28 | Stonewash ST72 | Amethyst AM69 | Valentine VA70 | Wheat WH68 |
|  |  |  |  |  |  |  |  |
| Grey GR02 | Milkyway MI74 | Eucalyptus EU71 | Peacock PE20 | Periwinkle PE23 | Lilac LI13 | Peach PE19 | Popcorn PO26 |
|  |  |  |  |  |  |  |  |
| Slate SL27 | Ivory IV11 | Wasabi WA29 | Sea Salt SE57 | Marine MA15 | Berry BE06 | Peppercorn PE22 | Carrot CA08 |
|  |  |  |  |  |  |  |  |
| Charcoal CH01 | Umber UM54 | Oregano OR18 | Azure AZ05 | Granite GR62 | Iris IR10 | Shiraz SH63 | Currant CU59 |
|  |  |  |  |  |  | | |
| Piano Black PI24 | Walnut WA56 | Kale KA12 | Denim DE09 | Midnight MI16 | Flint FL64 | | |

Order samples at acoufelt.com/colorways



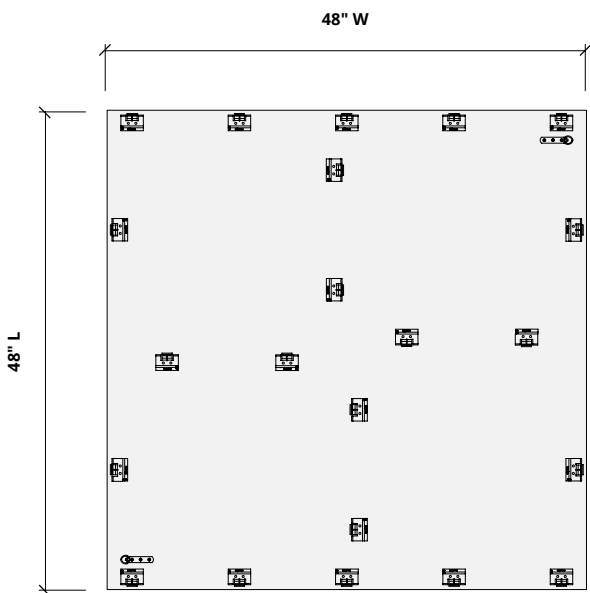
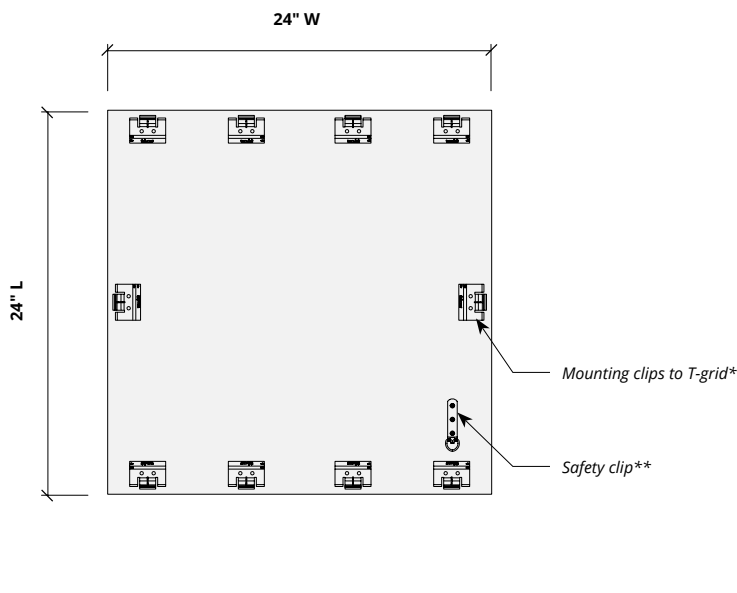
Call 800.966.8557 with questions or visit acoufelt.com for more product information, downloads, and colorways.

Sizes

| Standard Sizes | Thickness | Height | Width x Length |
|----------------|-------------------|------------|--------------------------------|
| | 1" T | 4, 6, 8" H | 24" W x 24" L 48" W x 48" L |
| Thickness | 1/2", 12mm (±10%) | | |

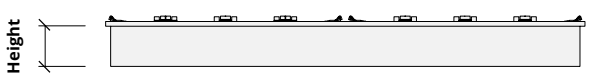
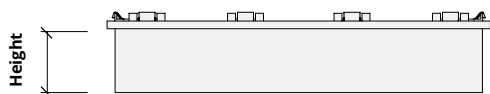
| Compatible T-grid | Type | Layout |
|-------------------|-------------|--------------------|
| | 9/16" Flat | Standard 24" x 24" |
| | 15/16" Flat | Standard 48" x 48" |

Plans

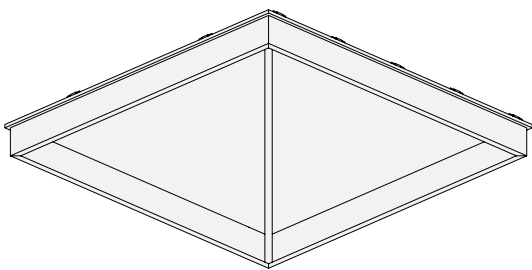
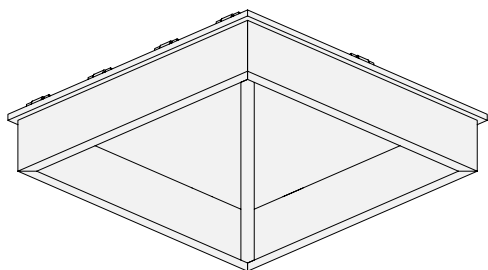


**Clip spacing may differ. Product ships assembled.*
***Safety cable comes standard on all Recess product lines. See installation guides for additional details.*

Elevations



Perspectives



How to Specify

1. Choose Sizes

2. Choose Colorways

Select desired height and grid size.

1. Choose Sizes

2. Choose Colorway

Select one colorway for your slats and one colorway for your backer panel, or one colorway for both. See pages 3 and 4 for colorways.

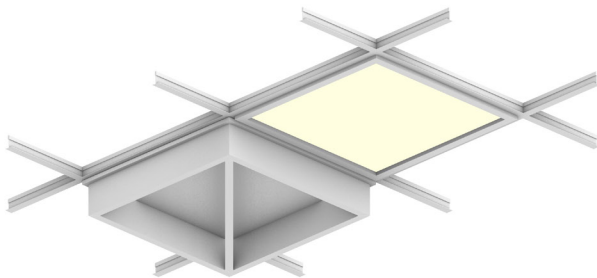
Backer panel
Select one colorway

Slat
Select one colorway

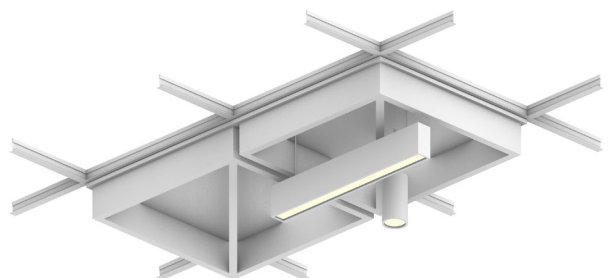
Product ships assembled.

Lighting Coordination

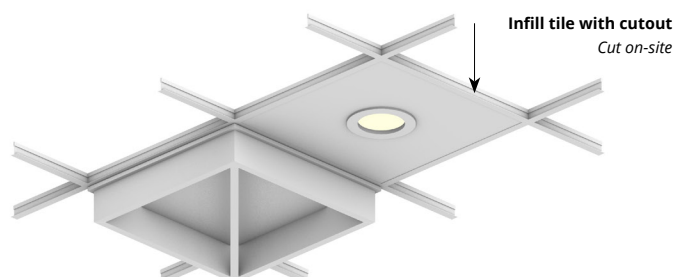
24" x 24", 24" x 48" Grid light



Drop pendant light



Recessed light



Call **800.966.8557** with questions or visit **acoufelt.com** for more product information, downloads, and colorways.