

Rail, Transport Ceiling Frames


WoodGrain Collection

Rail Ceiling Frames offer unmatched flexibility to craft unique, textured ceilings. With an open-tile design and the absence of a backer, Rail seamlessly integrates with essential ceiling components like lighting, sprinklers, and speakers.

The Rail frames system ensures hassle-free installation with its innovative click-in design, eliminating the need for additional hardware. Fully compatible with standard 15/16" T-grid drop ceilings, it provides a versatile and efficient solution for modern ceiling designs.

Specifications

Surface	Ceiling	
Material	FilaSorb™ polyester felt	
Thickness	1/2", 12mm (±10%)	
Weight	0.49 lb./ft ² (±10%)	
Standard Sizes	24" W x 24" L x 4" H 24" W x 24" L x 6" H 24" W x 48" L x 4" H 24" W x 48" L x 6" H	
Compatible T-grid	Type	Layout
	15/16" Flat	Standard 24" x 24"



Rail, Transport Ceiling Frames in Antique Chest

Technical

NRC Rating	Pending product testing
Fire Test	ASTM E84, Class A Flame spread index: 15 Smoke developed index: 200
Water Sorption	ASTM C1104-2019 (A Modified) Water sorbed by weight: 0.20% (based on a 12mm thick panel)
Colorfastness	ISO 105-B02, 6-7

Details

Lead Time	3 – 6 weeks
Origin	Manufactured and assembled in the US
Warranty	Product: 20 years* Colorfastness: 20 years*

* Conditions apply

Environmental

Recycled Content	Minimum 60%
Energy	Generated using 40% solar energy
Indoor Air Quality	VOC less than/equal to 0.5mg/m3
Recyclable	100%*
Certifications	Declare Certification - LBC Red List Free (third-party verified) SCS Global Indoor Advantage Gold

* PET is recyclable through participating partners.



Colorways

WOODGRAIN



Boat Shed
WQ02



Picket Fence
WQ01



Loft
WQ06



Nordic Plank
WQ15



White Oak
WQ13



Baltic Birch
WQ12



White Elm
WQ07



Lyed Larch
WQ30



Woodland Fog
WQ22



Weathered Slate
WQ14




French Bobbin
WQ08




Boardwalk
WQ10




Mountain Lodge
WQ24



Wine Barrel
WQ03



Natural Oak
WQ16



Knotty Spruce
WQ29



Shadow Oak
WQ28



Driftwood
WQ21



Mocha Legno
WQ25



Teak
WQ18



Fumed Oak
WQ19



European Larch
WQ17



Petrified Ash
WQ23



Log Cabin
WQ04




Charred Larch
WQ09



Barn Door
WQ05



Antique Chest
WQ11



Scorched Timber
WQ26



Espresso Oak
WQ27



Black Walnut
WQ20

Order samples at acoufelt.com/colorways



Call **800.966.8557** with questions or visit acoufelt.com for more product information, downloads, and colorways.

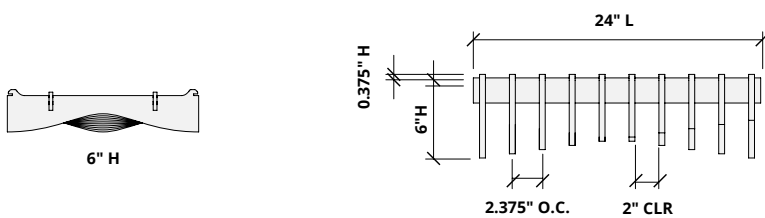
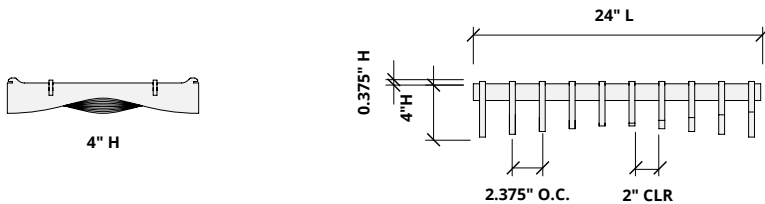
How to Specify

1. Choose Slat Height

2. Choose Tile Size

3. Choose Colorway

Slats are available in two overall heights:

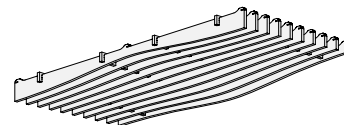
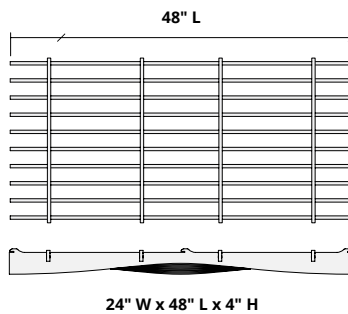
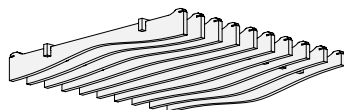
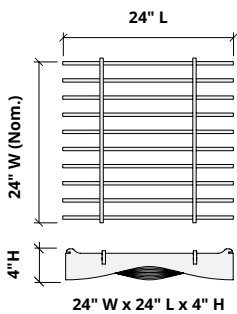


1. Choose Slat Height

2. Choose Tile Size

3. Choose Colorway

Ties are available in two sizes for use with 4" H and 6" H slats.



1. Choose Slat Height

2. Choose Tile Size


3. Choose Colorway

Select one colorway for your tile. See colorway choices on page 3.



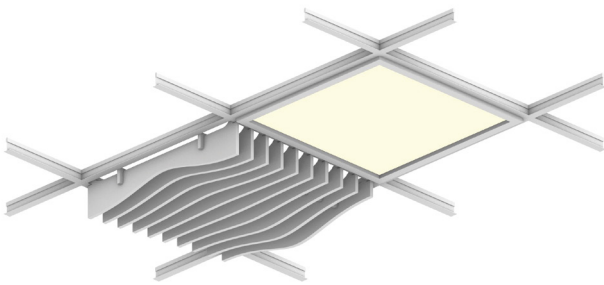
Recommended Layouts

Layout 1

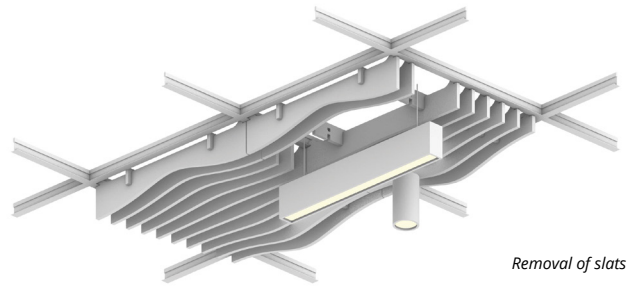


Lighting Coordination

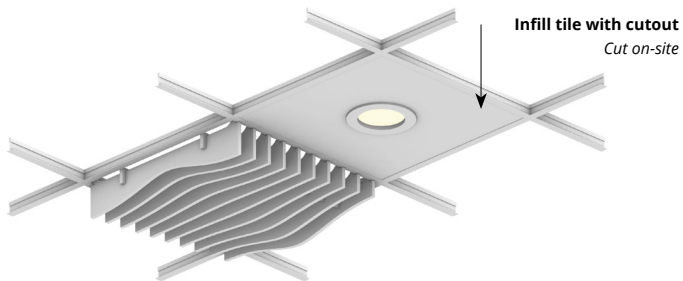
2' x 2', 2' x 4' Grid light



Drop pendant light



Recessed light



Grid mounted light (track, pendant)

