

## Rail, Passage Ceiling Frames


WoodGrain Collection

Rail Ceiling Frames offer unmatched flexibility to craft unique, textured ceilings. With an open-tile design and the absence of a backer, Rail seamlessly integrates with essential ceiling components like lighting, sprinklers, and speakers.

The Rail frames system ensures hassle-free installation with its innovative click-in design, eliminating the need for additional hardware. Fully compatible with standard 15/16" T-grid drop ceilings, it provides a versatile and efficient solution for modern ceiling designs.

## Specifications

<b>Surface</b>	Ceiling	
<b>Material</b>	FilaSorb™ polyester felt	
<b>Thickness</b>	1/2", 12mm (±10%)	
<b>Weight</b>	0.49 lb./ft² (±10%)	
<b>Standard Sizes</b>	24" W x 24" L x 4" H 24" W x 24" L x 6" H 24" W x 48" L x 4" H 24" W x 48" L x 6" H	
<b>Compatible T-grid</b>	<b>Type</b>	<b>Layout</b>
	15/16" Flat	Standard 24" x 24"



Rail, Passage Ceiling Frames in Fumed Oak

## Technical

<b>NRC Rating</b>	Pending product testing
<b>Fire Test</b>	ASTM E84, Class A Flame spread index: 15 Smoke developed index: 200
<b>Water Sorption</b>	ASTM C1104-2019 (A Modified) Water sorbed by weight: 0.20% (based on a 12mm thick panel)
<b>Colorfastness</b>	ISO 105-B02, 6-7

## Details

<b>Lead Time</b>	3 – 6 weeks
<b>Origin</b>	Manufactured and assembled in the US
<b>Warranty</b>	Product: 20 years* Colorfastness: 20 years*

\* Conditions apply

## Environmental

<b>Recycled Content</b>	Minimum 60%
<b>Energy</b>	Generated using 40% solar energy
<b>Indoor Air Quality</b>	VOC less than/equal to 0.5mg/m3
<b>Recyclable</b>	100%*
<b>Certifications</b>	Declare Certification - LBC Red List Free (third-party verified) SCS Global Indoor Advantage Gold

\* PET is recyclable through participating partners.



# Colorways

## WOODGRAIN



Boat Shed  
WQ02



Picket Fence  
WQ01



Loft  
WQ06



Nordic Plank  
WQ15



White Oak  
WQ13



Baltic Birch  
WQ12



White Elm  
WQ07



Lyed Larch  
WQ30



Woodland Fog  
WQ22



Weathered Slate  
WQ14



French Bobbin  
WQ08



Boardwalk  
WQ10



Mountain Lodge  
WQ24




Wine Barrel  
WQ03



Natural Oak  
WQ16




Knotty Spruce  
WQ29



Shadow Oak  
WQ28



Driftwood  
WQ21




Mocha Legno  
WQ25



Teak  
WQ18




Fumed Oak  
WQ19




European Larch  
WQ17




Petrified Ash  
WQ23




Log Cabin  
WQ04




Charred Larch  
WQ09




Barn Door  
WQ05




Antique Chest  
WQ11



Scorched Timber  
WQ26



Espresso Oak  
WQ27



Black Walnut  
WQ20

Order samples at [acoufelt.com/colorways](https://acoufelt.com/colorways)

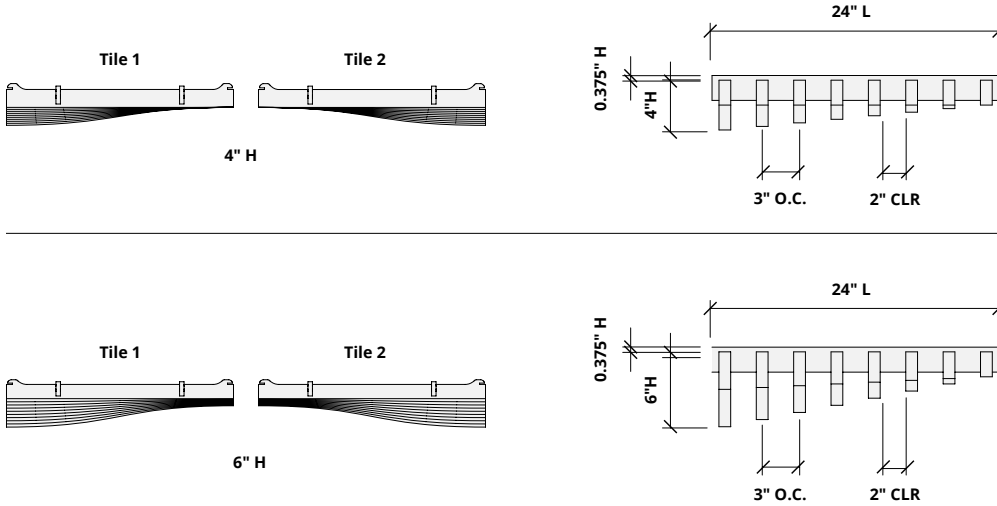
# How to Specify

## 1. Choose Slat Height

## 2. Choose Tile Size

## 3. Choose Colorway

Slats are available in two overall heights:

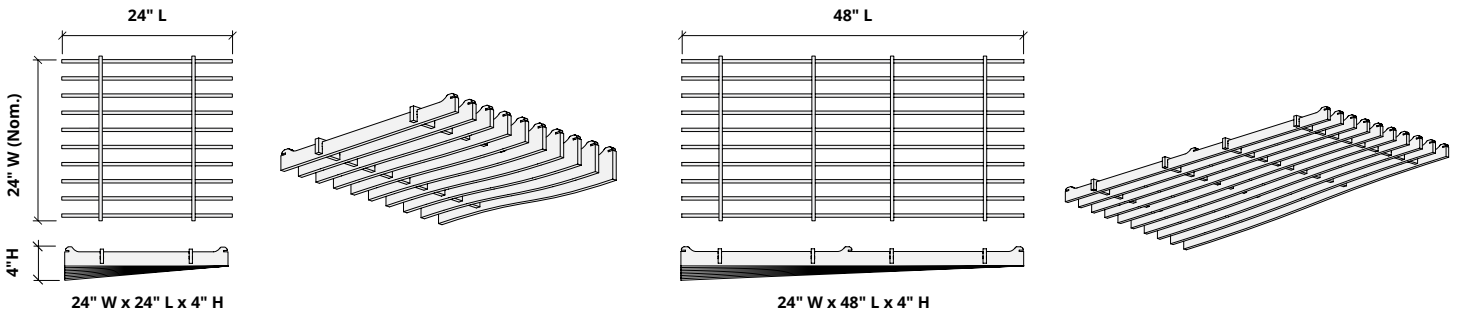


## 1. Choose Slat Height

## 2. Choose Tile Size

## 3. Choose Colorway

Ties are available in two sizes for use with 4" H and 6" H slats.



## 1. Choose Slat Height

## 2. Choose Tile Size


## 3. Choose Colorway

Select one colorway for your tile. See colorway choices on page 3.



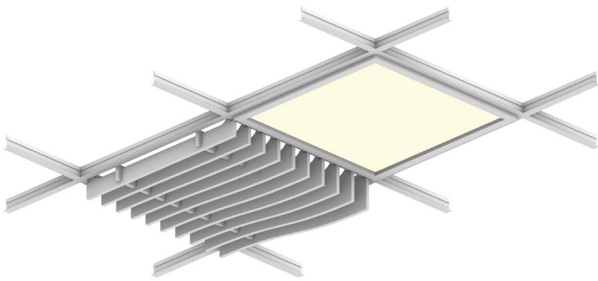
# Recommended Layouts

## Layout 1

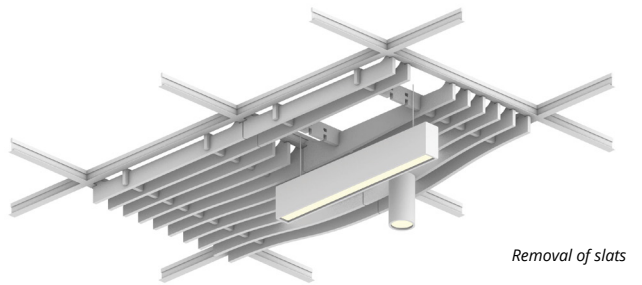


# Lighting Coordination

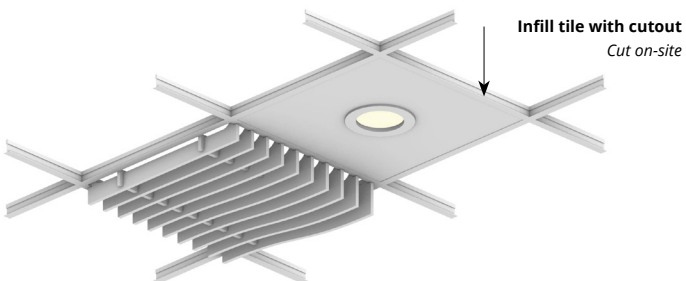
## 2' x 2', 2' x 4' Grid light



## Drop pendant light



## Recessed light



## Grid mounted light (track, pendant)

