


## Vista, Mountain Ceiling Frames

WoodGrain Collection

Vista Mountain Wall Tiles feature cubes with varying depths, creating a soothing, mountain-like design while providing exceptional sound management. Choose a single Premier color or WoodGrain finish or mix two complementary finishes for the cubes and backing. Modern, modular, and easy to install, Vista transforms any busy environment into a more serene and visually striking space.

## Specifications

<b>Surface</b>	Ceiling	
<b>Material</b>	FilaSorb™ polyester felt	
<b>Thickness</b>	1/2", 12mm (±10%)	
<b>Weight</b>	0.49 lb./ft <sup>2</sup> (±10%)	
<b>Standard Sizes</b>	<b>Height</b>	<b>Backer Panels</b>
	3-6" H	24" W x 24" L
<b>Compatible T-grid</b>	<b>Type</b>	<b>Layout</b>
	15/16" Flat	Standard 24" x 24"
	9/16" Flat	Standard 24" x 24"



Vista, Mountain Ceiling Frames in White Oak

## Technical

<b>NRC Rating</b>	Pending product testing
<b>Fire Test</b>	ASTM E84, Class A Flame spread index: 15 Smoke developed index: 200
<b>Water Sorption</b>	ASTM C1104-2019 (A Modified) Water sorbed by weight: 0.20% (based on a 12mm thick panel)
<b>Colorfastness</b>	ISO 105-B02, 6-7

## Details

<b>Lead Time</b>	3 - 6 weeks
<b>Origin</b>	Manufactured and assembled in the US
<b>Warranty</b>	Product: 20 years* Colorfastness: 20 years*

\* Conditions apply

## Environmental

<b>Recycled Content</b>	Minimum 60%
<b>Energy</b>	Generated using 40% solar energy
<b>Indoor Air Quality</b>	VOC less than/equal to 0.5mg/m <sup>3</sup>
<b>Recyclable</b>	100%*
<b>Certifications</b>	Declare Certification - LBC Red List Free (third-party verified) SCS Global Indoor Advantage Gold

\* PET is recyclable through participating partners.




# Colorways

## WOODGRAIN



Boat Shed  
WQ02




Picket Fence  
WQ01



Loft  
WQ06



Nordic Plank  
WQ15



White Oak  
WQ13



Baltic Birch  
WQ12



White Elm  
WQ07



Lyed Larch  
WQ30



Woodland Fog  
WQ22




Weathered Slate  
WQ14




French Bobbin  
WQ08




Boardwalk  
WQ10




Mountain Lodge  
WQ24



Wine Barrel  
WQ03



Natural Oak  
WQ16



Knotty Spruce  
WQ29



Shadow Oak  
WQ28



Driftwood  
WQ21



Mocha Legno  
WQ25



Teak  
WQ18



Fumed Oak  
WQ19



European Larch  
WQ17



Petrified Ash  
WQ23



Log Cabin  
WQ04



Charred Larch  
WQ09



Barn Door  
WQ05



Antique Chest  
WQ11



Scorched Timber  
WQ26



Espresso Oak  
WQ27



Black Walnut  
WQ20

Order samples at [acoufelt.com/colorways](https://acoufelt.com/colorways)



Call **800.966.8557** with questions or visit [acoufelt.com](https://acoufelt.com) for more product information, downloads, and colorways.

# Colorways

## PREMIER

							
White WH12	Almond AL55	Celery CE65	Sencha SE58	Metal ME03	Flamingo FL61	Quartz QU67	Turmeric TU60
							
Platinum PL04	Pearl PE21	Pistachio PI25	Thistle TH28	Stonewash ST72	Amethyst AM69	Valentine VA70	Wheat WH68
							
Grey GR02	Ivory IV11	Eucalyptus EU71	Peacock PE20	Periwinkle PE23	Lilac LI13	Peach PE19	Popcorn PO26
							
Slate SL27	Milkyway MI74	Wasabi WA29	Sea Salt SE57	Marine MA15	Berry BE06	Peppercorn PE22	Carrot CA08
							
Charcoal CH01	Umber UM54	Oregano OR18	Azure AZ05	Granite GR62	Iris IR10	Shiraz SH63	Currant CU59
							
Piano Black PI24	Walnut WA56	Kale KA12	Denim DE09	Midnight MI16	Flint FL64		

Order samples at [acoufelt.com/colorways](https://acoufelt.com/colorways)

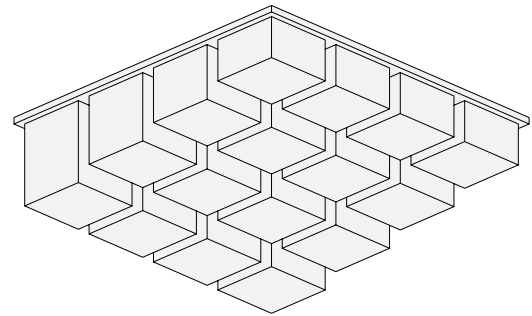
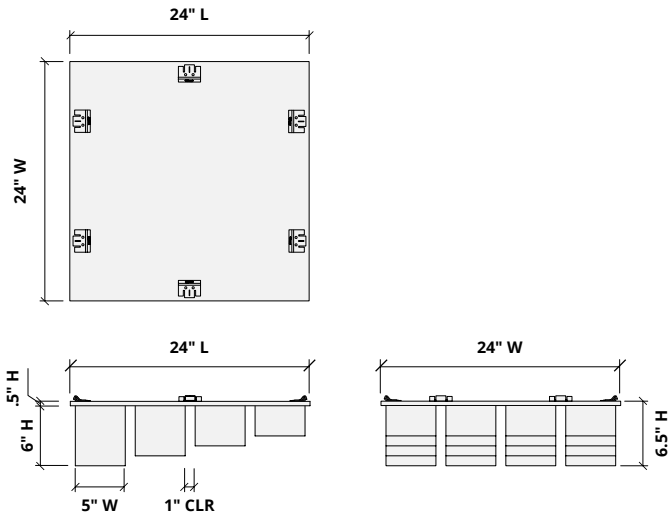
# Sizes

**Standard Heights** 3-6" H (1" increments)

**Standard Widths** 24" W

**Thickness** 1/2", 12mm (±10%)

**Standard Length** 24" L

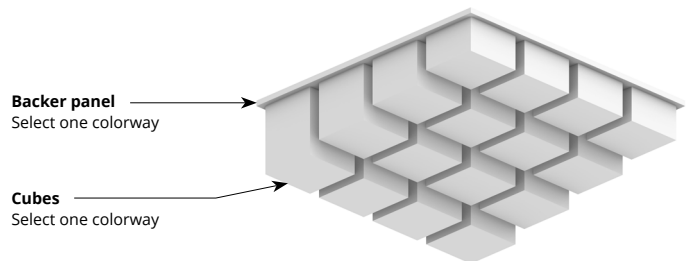


Each row steps down in 1" increments.

## Choose Colorways

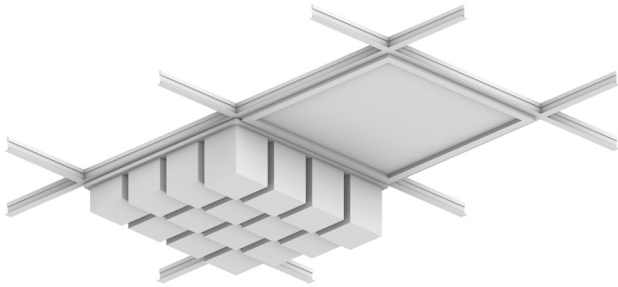
Select one colorway for your cubes and one colorway for your backer panel; or one colorway for both. See colorway choices on pages 3 and 4.

*If you're specifying dark colored backer panels, we recommend dark drop ceiling grids (not provided).*

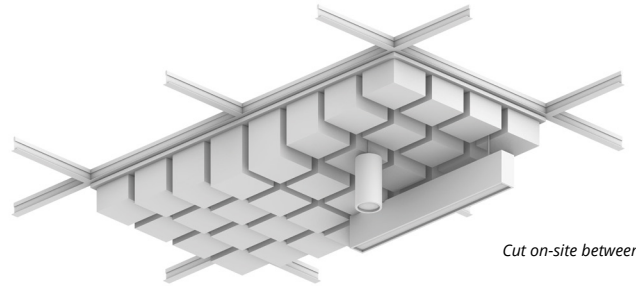


# Lighting Coordination

24" x 24", 24" x 48" Grid light

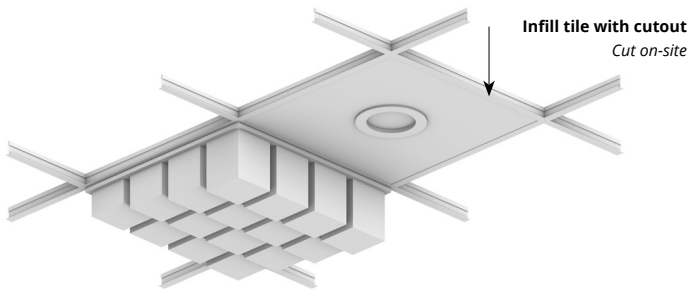


Drop pendant light

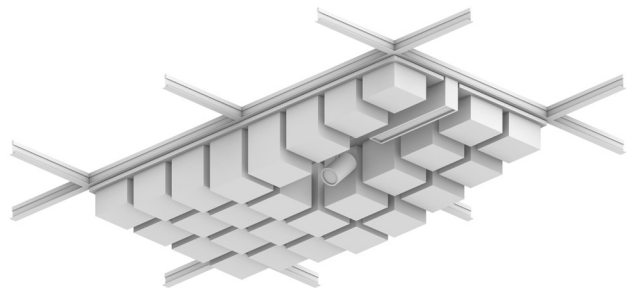


*Cut on-site between cubes*

Recessed light



Grid mounted light (track, pendant)



# Recommended Layout

