



## Crest Ceiling Clouds

WoodGrain Collection

With beautifully shaped, sound-absorbing felt, Crest ceiling clouds allow you to design an interesting ceiling scape while dampening distracting noise from busy spaces. Reminiscent of the crest of a wave, multiple Crest clouds in various sizes, hung together in the same space, creates a relaxing sense of movement. Combine and hang Crest clouds in an array of colors and sizes to manufacture a compelling sculptural installation or opt for quiet uniformity by choosing a single size and color.

## Specifications

<b>Surface</b>	Ceiling
<b>Material</b>	FilaSorb™ polyester felt
<b>Thickness</b>	1/2", 12mm (±10%)
<b>Weight</b>	0.49 lb./ft <sup>2</sup> (±10%)
<b>Standard Sizes</b>	4" T x 24" W x 12" H 4" T x 36" W x 18" H 4" T x 48" W x 24" H Lengths: 24, 48" L



Crest Ceiling Cloud in Petrified Ash

## Technical

<b>NRC Rating</b>	Pending product testing
<b>Fire Test</b>	ASTM E84, Class A Flame spread index: 15 Smoke developed index: 200
<b>Colorfastness</b>	ISO 105-B02, 6-7

## Details

<b>Lead Time</b>	3 – 6 weeks
<b>Origin</b>	Manufactured and assembled in the US
<b>Warranty</b>	Product: 20 years* Colorfastness: 20 years*

\* Conditions apply

## Environmental

<b>Recycled Content</b>	Minimum 60%
<b>Energy</b>	Generated using 40% solar energy
<b>Indoor Air Quality</b>	VOC less than/equal to 0.5mg/m3
<b>Recyclable</b>	100%*
<b>Certifications</b>	Declare Certification - LBC Red List Free (third-party verified) SCS Global Indoor Advantage Gold

\* PET is recyclable through participating partners.




# Colorways


## WOODGRAIN




Boat Shed  
WQ02




Picket Fence  
WQ01



Loft  
WQ06



Nordic Plank  
WQ15




White Oak  
WQ13



Baltic Birch  
WQ12



White Elm  
WQ07




Lyed Larch  
WQ30




Woodland Fog  
WQ22




Weathered Slate  
WQ14




French Bobbin  
WQ08




Boardwalk  
WQ10




Mountain Lodge  
WQ24



Wine Barrel  
WQ03



Natural Oak  
WQ16



Knotty Spruce  
WQ29



Shadow Oak  
WQ28




Driftwood  
WQ21



Mocha Legno  
WQ25



Teak  
WQ18



Fumed Oak  
WQ19



European Larch  
WQ17



Petrified Ash  
WQ23




Log Cabin  
WQ04




Charred Larch  
WQ09




Barn Door  
WQ05




Antique Chest  
WQ11



Scorched Timber  
WQ26



Espresso Oak  
WQ27



Black Walnut  
WQ20

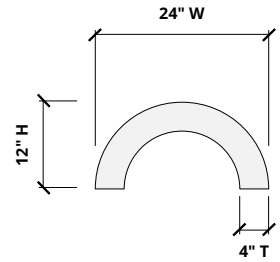
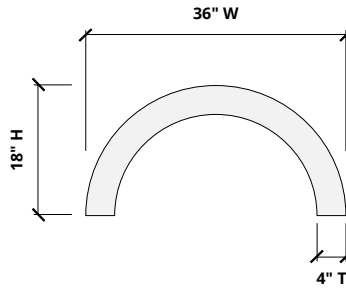
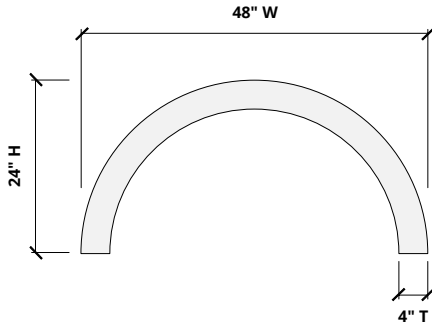
Order samples at [acoufelt.com/colorways](https://acoufelt.com/colorways)

# Sizes

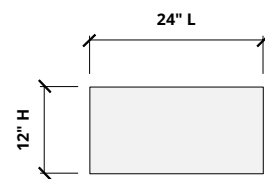
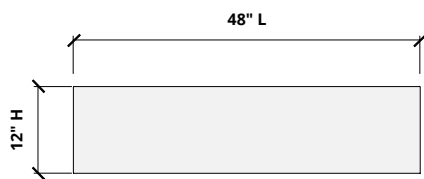
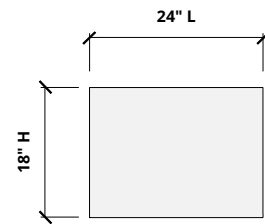
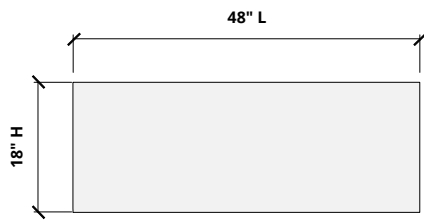
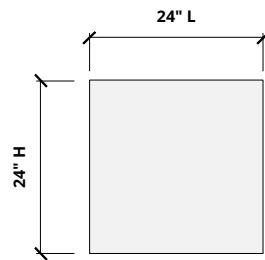
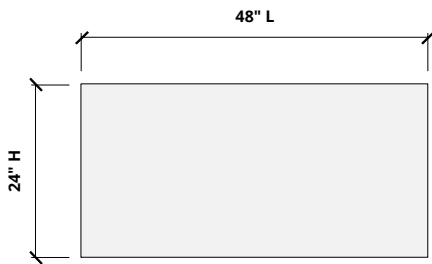
**Standard Sizes** 4" T x 24" W x 12" H  
4" T x 36" W x 18" H  
4" T x 48" W x 24" H  
Lengths: 24, 48" L

**Thickness** 1/2", 12mm (±10%)

## Front Elevation

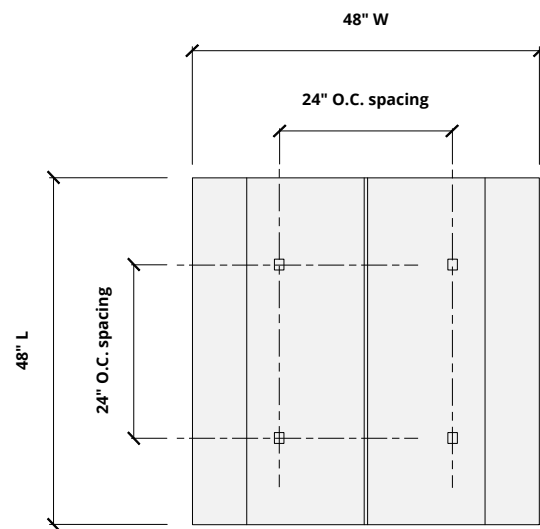
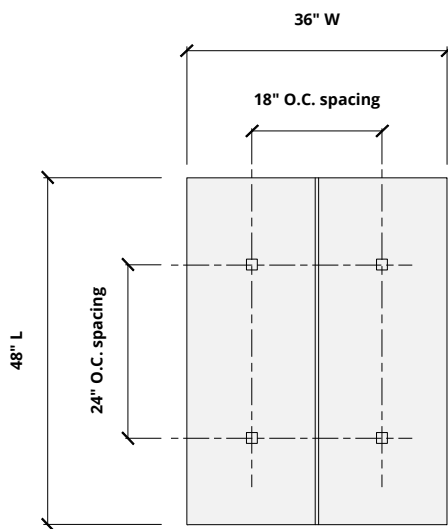
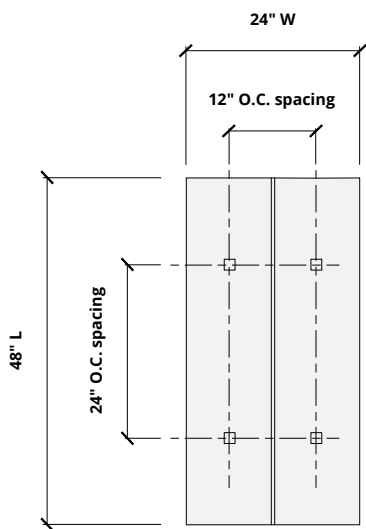
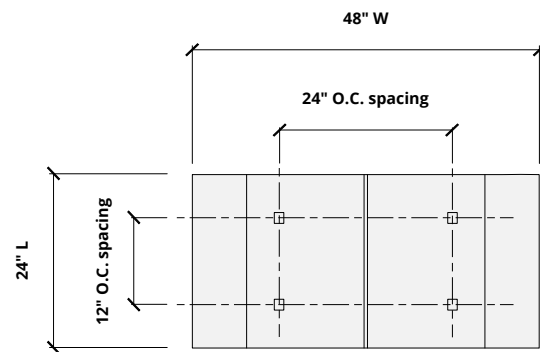
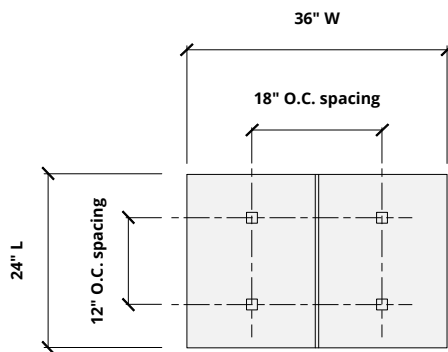
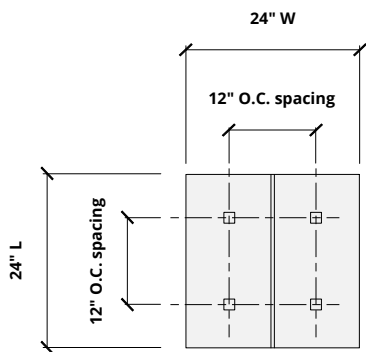


## Side Elevation



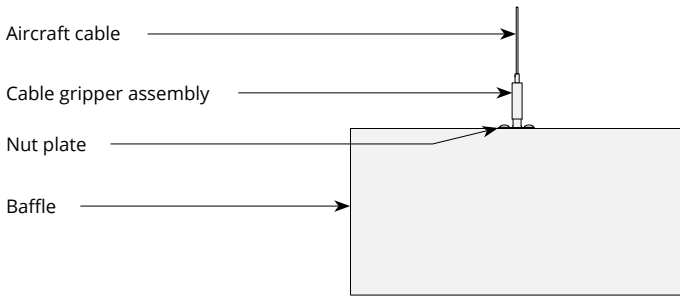
# Hardware Spacing

24" W, L	12" on center spacing
36" W	18" on center spacing
48" W, L	24" on center spacing

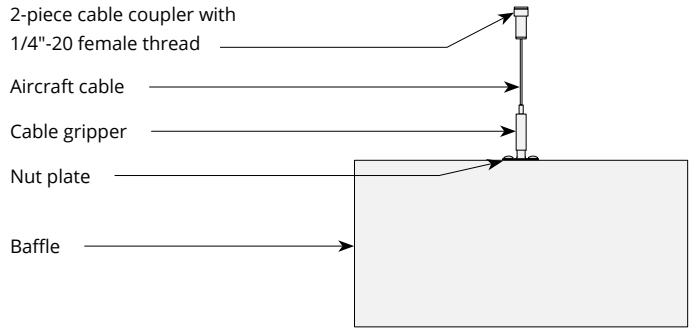


# Mounting Methods

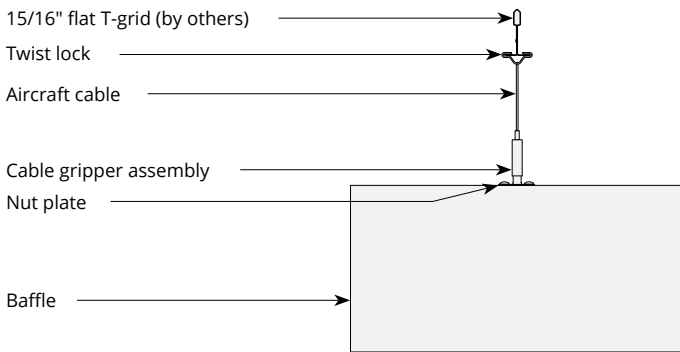
## Cable



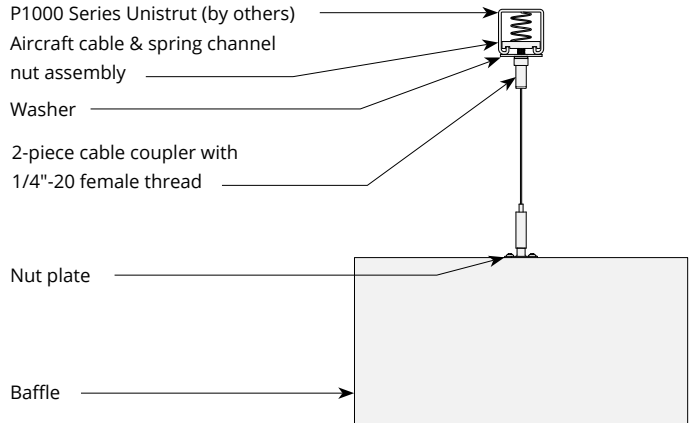
## Cable to deck



## Cable to T-grid



## Cable to Unistrut



## Swivel cable to deck

