



SoftenUp Foothill Ceiling Frames

Premier and WoodGrain Collection

SoftenUp™ modular ceiling tiles create a warm and welcoming atmosphere in any space. Foothill is designed for effortless installation and seamlessly fits into 15/16" T-grid drop-ceiling grid systems. Each tile is comprised of a series of 2"W linear slats. Foothill can be specified from three sizes and multiple colors allowing for more creative and personalized installations.

Specifications

Surface	Ceiling	
Material	Filasorb™ polyester felt	
Thickness	1/2", 12mm (±10%)	
Weight	0.49 lb./ft ² (±10%)	
Standard Sizes	Slat Profiles	Backer Panels
	2" W x 3" H	24" W x 24" L
		24" W x 48" L
		24" W x 96" L
	<i>Custom sizes available</i>	
Compatible T-grid	Type	Layout
	15/16" Flat	Standard 24" x 24"



SoftenUp Foothill Ceiling Frames in White Oak

Technical

NRC Rating	0.95
Fire Test	ASTM E84, Class A Flame spread index: 15 Smoke developed index: 200
Colorfastness	ISO 105-B02, 6-7

Details

Lead Time	3 – 6 weeks
Origin	Manufactured and assembled in the US
Warranty	Product: 20 years* Colorfastness: 20 years*

* Conditions apply

Environmental

Recycled Content	Minimum 60%
Energy	Generated using 40% solar energy
Indoor Air Quality	VOC less than/equal to 0.5mg/m3
Recyclable	100%*
Certifications	Environmental Product Declaration Declare Certification - LBC Red List Free (third-party verified) SCS Global Indoor Advantage Gold

* PET is recyclable through participating partners.



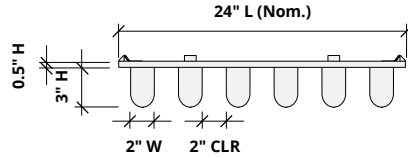
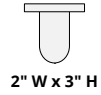
How to Specify

1. Choose Slat Size

2. Choose Backer Panel Size

3. Choose Colorways

Slats are available in one size:

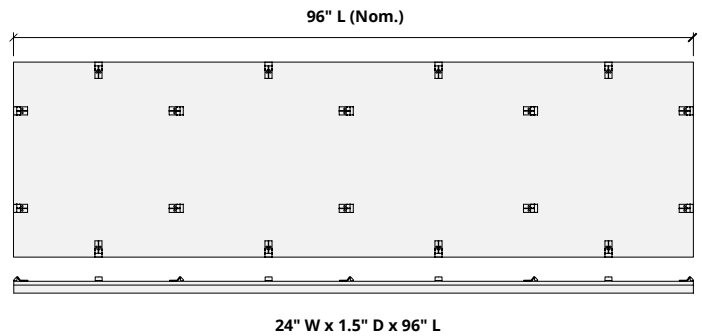
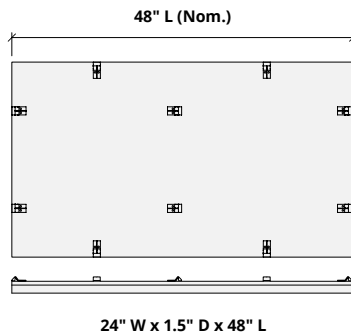
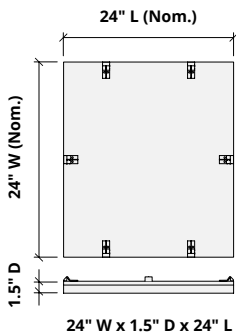


1. Choose Slat Size

2. Choose Backer Panel Size

3. Choose Colorways

Backer panels are available in three sizes for use with 2" and 4" slats.



Drawings show spacing for 2" W slats. Spacing for 4" W slats will differ. Product ships assembled.

1. Choose Slat Size

2. Choose Backer Panel Size


3. Choose Colorways

Select one colorway for your slats and one colorway for your backer panel. See colorway choices on the following pages.

If you're specifying dark colored backer panels, we recommend dark drop ceiling grids (not provided).

Backer panel
Select one colorway

Slats
Select one colorway



Colorways

PREMIER

							
White WH12	Almond AL55	Pistachio PI25	Celery CE65	Metal ME03	Flamingo FL61	Quartz QU67	Turmeric TU60
							
Platinum PL04	Pearl PE21	Eucalyptus EU71	Sencha SE58	Periwinkle PE23	Amethyst AM69	Valentine VA70	Wheat WH68
							
Grey GR02	Ivory IV11	Wasabi WA29	Sea Salt SE57	Marine MA15	Lilac LI13	Peach PE19	Popcorn PO26
							
Slate SL27	Umber UM54	Thistle TH28	Peacock PE20	Iris IR10	Berry BE06	Peppercorn PE22	Carrot CA08
							
Charcoal CH01	Walnut WA56	Oregano OR18	Azure AZ05	Granite GR62	Flint FL64	Shiraz SH63	Currant CU59
							
Piano Black PI24	Midnight MI16	Kale KA12	Denim DE09				


Order samples at acoufelt.com/colorways

Colorways


WOODGRAIN




Boat Shed
WQ02




Picket Fence
WQ01



Loft
WQ06



Nordic Plank
WQ15




White Oak
WQ13



Baltic Birch
WQ12



White Elm
WQ07




Lyed Larch
WQ30




Woodland Fog
WQ22




Weathered Slate
WQ14




French Bobbin
WQ08




Boardwalk
WQ10



Mountain Lodge
WQ24



Wine Barrel
WQ03



Natural Oak
WQ16




Knotty Spruce
WQ29



Shadow Oak
WQ28




Driftwood
WQ21




Mocha Legno
WQ25



Teak
WQ18




Fumed Oak
WQ19



European Larch
WQ17



Petrified Ash
WQ23




Log Cabin
WQ04




Charred Larch
WQ09




Barn Door
WQ05




Antique Chest
WQ11



Scorched Timber
WQ26



Espresso Oak
WQ27



Black Walnut
WQ20


Order samples at acoufelt.com/colorways




Call **800.966.8557** with questions or visit acoufelt.com for more product information, downloads, and colorways.

Recommended Layouts


Layout 1




Layout 2



Layout 3

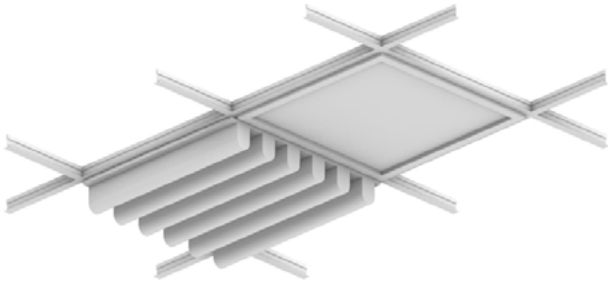


Layout 4

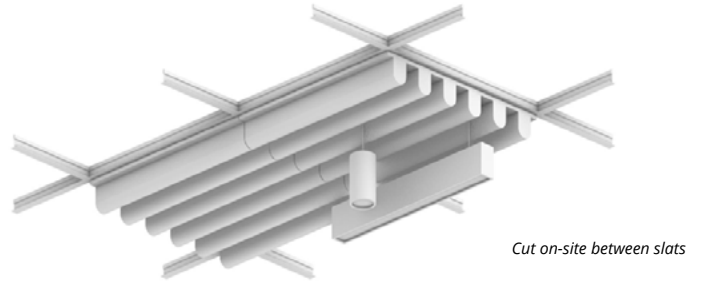


Lighting Coordination

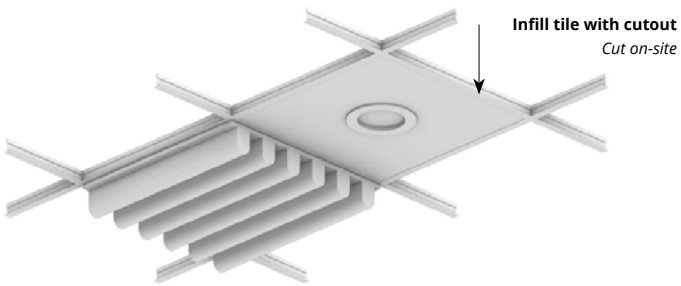
24" x 24", 24" x 48" Grid light



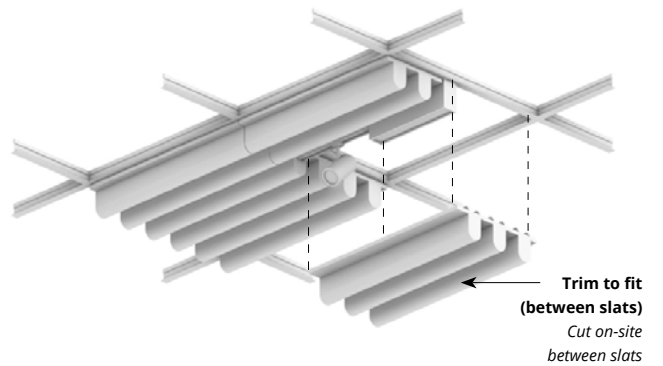
Drop pendant light



Recessed light

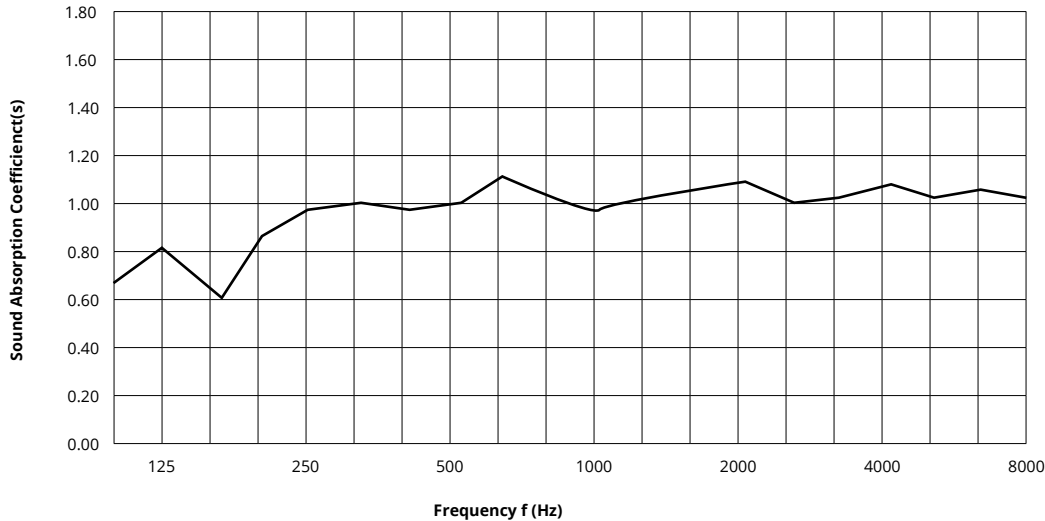


Grid mounted light (track, pendant)



Acoustic Performance

Test Method	ASTM E795
Install Method	Type E-400
Rating Method	ASTM C423
Mounting Method	2" W x 3" H slat on 12mm backer with 400mm air gap
Test Results	NRC 0.95 SAA 0.96



Frequency f (Hz)	125	250	500	1000	2000	4000	NRC
12mm	0.67	0.86	0.96	1.02	1.04	1.00	0.95

What is a Noise Reduction Coefficient (NRC)?

You'll find the NRC rating in the specifications of all of our products. This acronym stands for Noise Reduction Coefficient, and is expressed as a single number, a rating that describes the degree to which acoustic products can absorb sound.

You can use NRC values to understand the overall performance of our acoustic wall and ceiling products. The higher the NRC, the better the product is at soaking up the sound.

Performance Indices: Noise Reduction Coefficient (NRC) results represent the absorption coefficients measured at the one third octave bands at 125, 250, 500, 1000, 2000 and 4000 Hz rounded to the nearest 0.05. Acoustic testing has been performed according to the methods mentioned above. Customization of installation of the product could alter the results. Sound Absorption Average (SAA) indicates the absorption coefficient average for the twelve one-third octave bands ranging between 200 and 2500 Hz.

Suspension

The SoftenUp ceiling tiles are designed to connect to standard drop-ceiling grid systems via a series of tabs integrated into the design. No additional hardware is required for standard installation. Seismic zones may require additional considerations (see note on seismic).

Life Safety

The panels can be trimmed on-site, using a sharp utility knife, to accommodate any existing signage and/or wayfinding markings. Cut-outs must occur in 2" gap between slats. All fixtures must be supported independent of tiles.

** Panels cut on-site may require additional support.*

Weight

- 3"H slat weight = 2 lbs./sq. ft.
- 1"H slat weight = 1.25 lbs./sq. ft.

Clearance/Tolerance

When installed, SoftenUp tiles have a consistent 1/8" reveal to account for any on-site tolerance concerns. Panels have a method for tile alignment integrated into the design.

** A continuous slat design is available. Contact us for details.*

MEP/FP

The panels can be trimmed on-site, using a sharp utility knife, to accommodate any MEP/FP fixtures. These include, but are not limited to, drop-in lighting and diffusers, recessed lighting, linear diffusers, concealed and exposed fire sprinklers, and A/V equipment. Please consult all local and municipal codes, as well as a licensed engineer, for full compliance requirements. Cut-outs must occur in 2" gap between slats. All fixtures must be supported independent of tiles.

**Panels cut on-site may require additional support.*

Ceiling Access

Panels with an integrated folding access tab are available upon request. These folding tabs allow for the removal of individual tiles to access ceiling systems.

Seismic

SoftenUp ceiling tiles can provide seismic compliance through a mechanical direct screw attachment through the panel to the grid system, or an individual tile off to building structure. Please consult all local and municipal codes, as well as a licensed engineer, for full compliance requirements.

